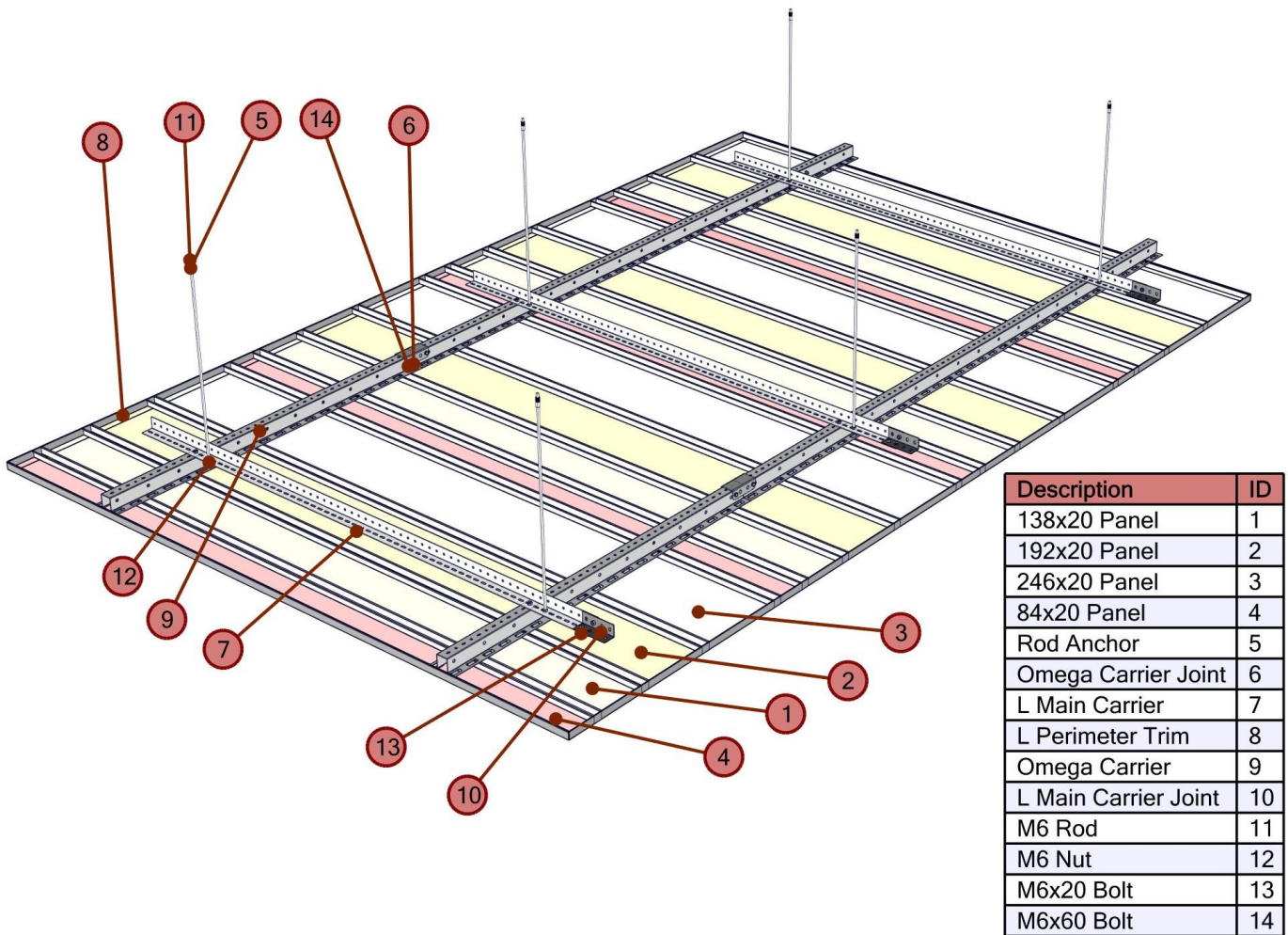
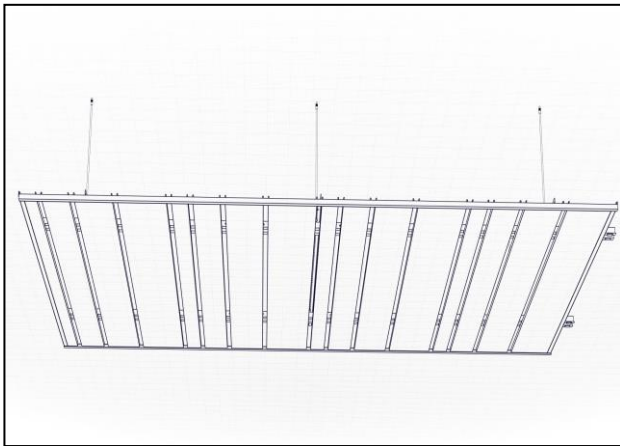
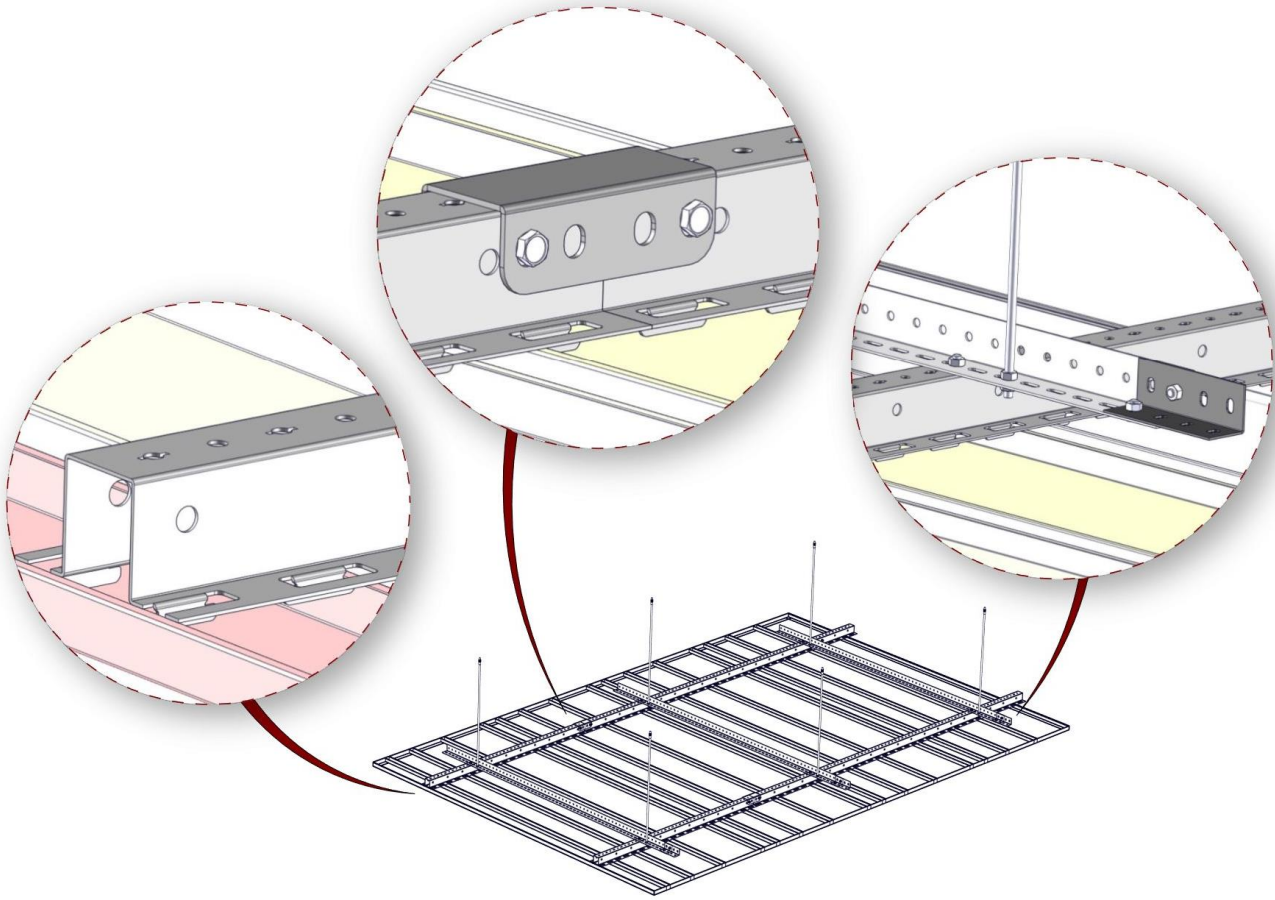


**MULTIPANEL
SYSTEM**

MULTIPANEL SYSTEM



- The system is formed by a standard omega carrier profile and panels which can be used in different widths and depths. Thanks to the system a dynamic view is occurred.
- Panel length is up to 3000 mm.
- MAX width is 246 mm.
- Closure panel is also supplied on request for gaps between panels.



HYGIENE

High performance in Blocking bacterial formation on panel surfaces by applying anti-microbial paint.

PAINT

Prior to paint. Sensitive surface cleaning and phosphate coverage is applied. 60 minimum micron powder paint is sprayed by electrostatic system through 6 robots and cooked in a 180 meters long oven. The entire painting process takes place automatically by computer control.

MATERIAL OPTIONS

Galvanized Steel/Aluminum

ACOUSTIC

High acoustic performance with acoustic fleece up to α_w : 1,00

HUMIDITY

Galvanize panel: 90% RH





Aluminum panel: 100 % RH

LIGHT REFLECTION

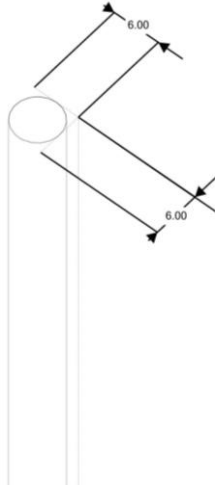
Straight Panel: 9010 Painted % 86

Perforated Panel : 9010 Painted % 72

ELEMENT SPECIFICATION

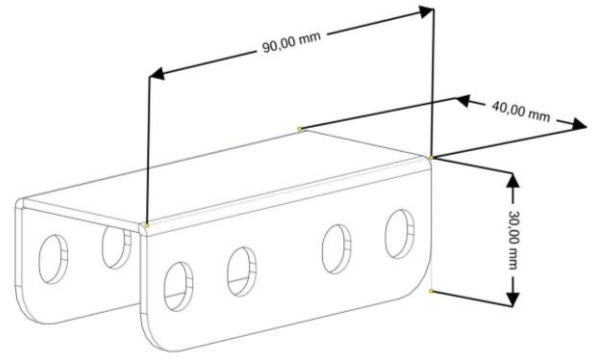
<p>1. 138X20 Panel</p>  <p>Diagram showing a vertical panel with a height of 138.00 mm and a width of 20.00 mm.</p>	<p>2. 192X20 Panel</p>  <p>Diagram showing a vertical panel with a height of 192.00 mm and a width of 20.00 mm.</p>
<p>T : 0,5 mm Galvanized Steel W : 138 mm H : 20 mm L : Up to 3000 mm</p>	<p>T : 0,5 mm Galvanized Steel W : 192 mm H : 20 mm L : Up to 3000 mm</p>
<p>3. 246X20 Panel</p>  <p>Diagram showing a vertical panel with a height of 246.00 mm and a width of 20.00 mm.</p>	<p>4. 84X20 Panel</p>  <p>Diagram showing a vertical panel with a height of 84.00 mm and a width of 20.00 mm.</p>
<p>T : 0,5 mm Galvanized Steel W : 246 mm H : 20 mm L : Up to 3000 mm</p>	<p>T : 0,5 mm Galvanized Steel W : 84 mm H : 20 mm L : Up to 3000 mm</p>

5. Hanger Rod



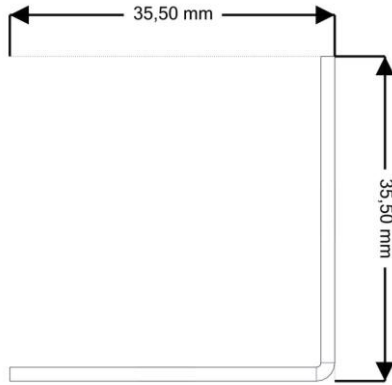
T : Ø 6 mm Galvanized Steel
L : Max 2000 mm

6. Omega Carrier Joint




T : 1,5 mm Galvanized Steel
W : 40 mm H : 30 mm L : 90 mm

7. L Main Carrier



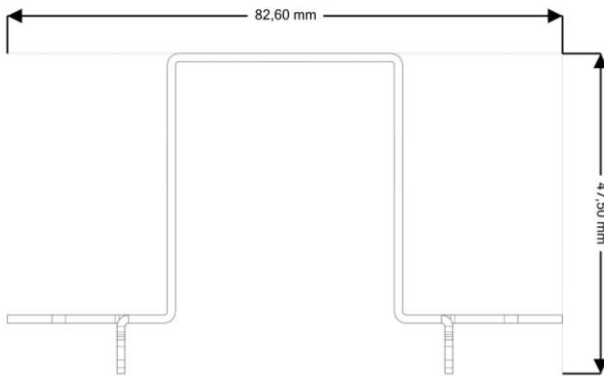
T : 1,5 mm Galvanized Steel
W : 35,5 mm H : 35,5 mm L : Up to 3000 mm

8. L Perimeter Trim



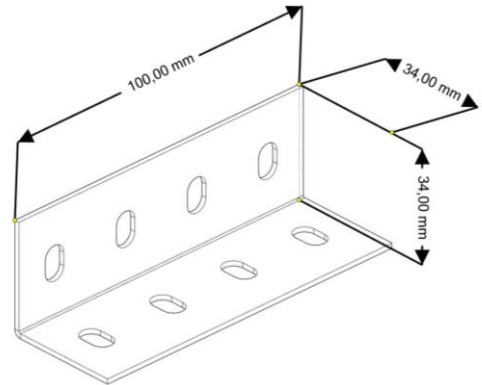
T : 0,5 mm pre-painted Steel
W : 24 mm H : 24 mm L : Up to 3000 mm

9. Omega Carrier



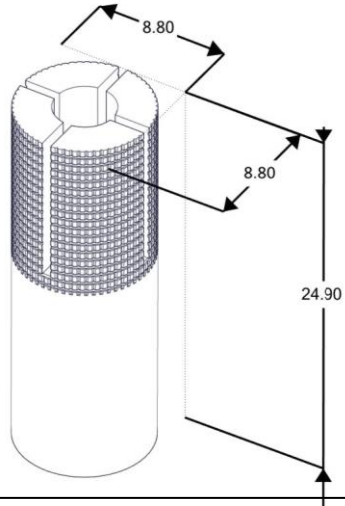
T : 1,5 mm Galvanized Steel
W : 82,60 mm H : 47,5 mm L : Up to 3000 mm

10. L Main Carrier Joint



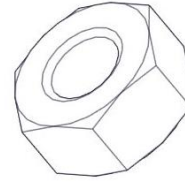
T : 1 mm Galvanized Steel
W : 34 mm H : 34 mm L : 100 mm

11. Anchor




T : Ø 6 mm Galvanized Steel
H : 25 mm

12. M6 Nut



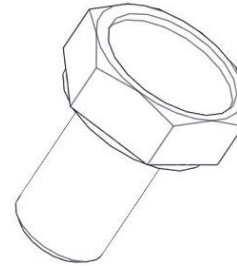
Type : M6 Nut Steel

13. M6 60X6 Bolt



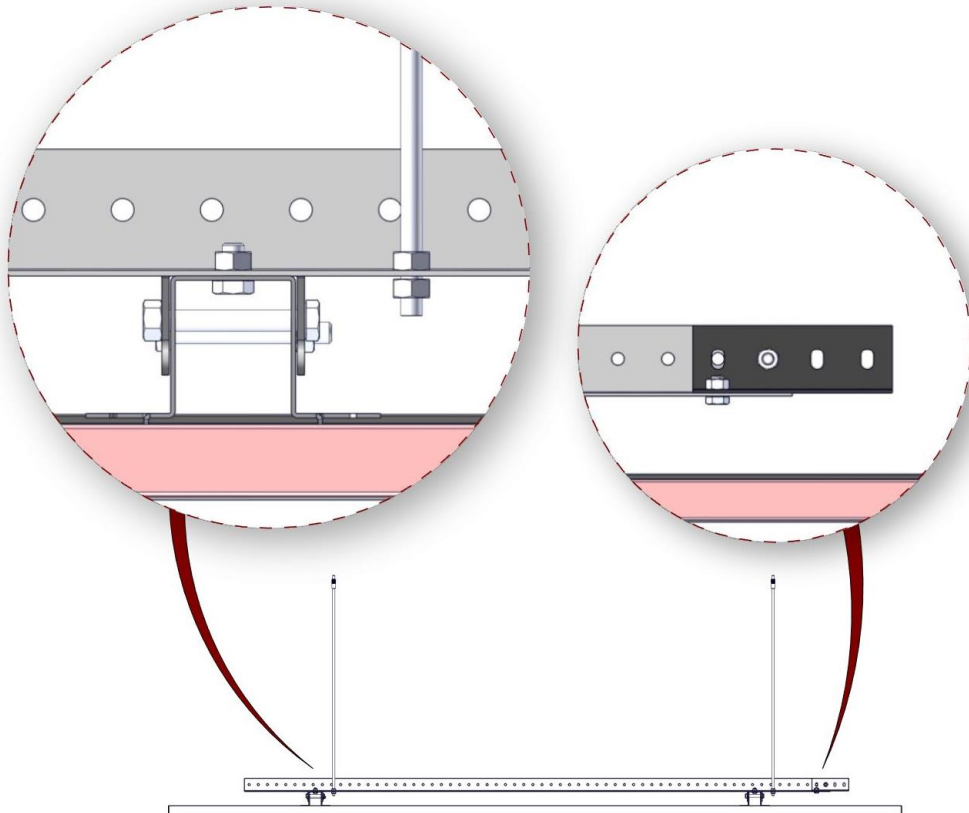
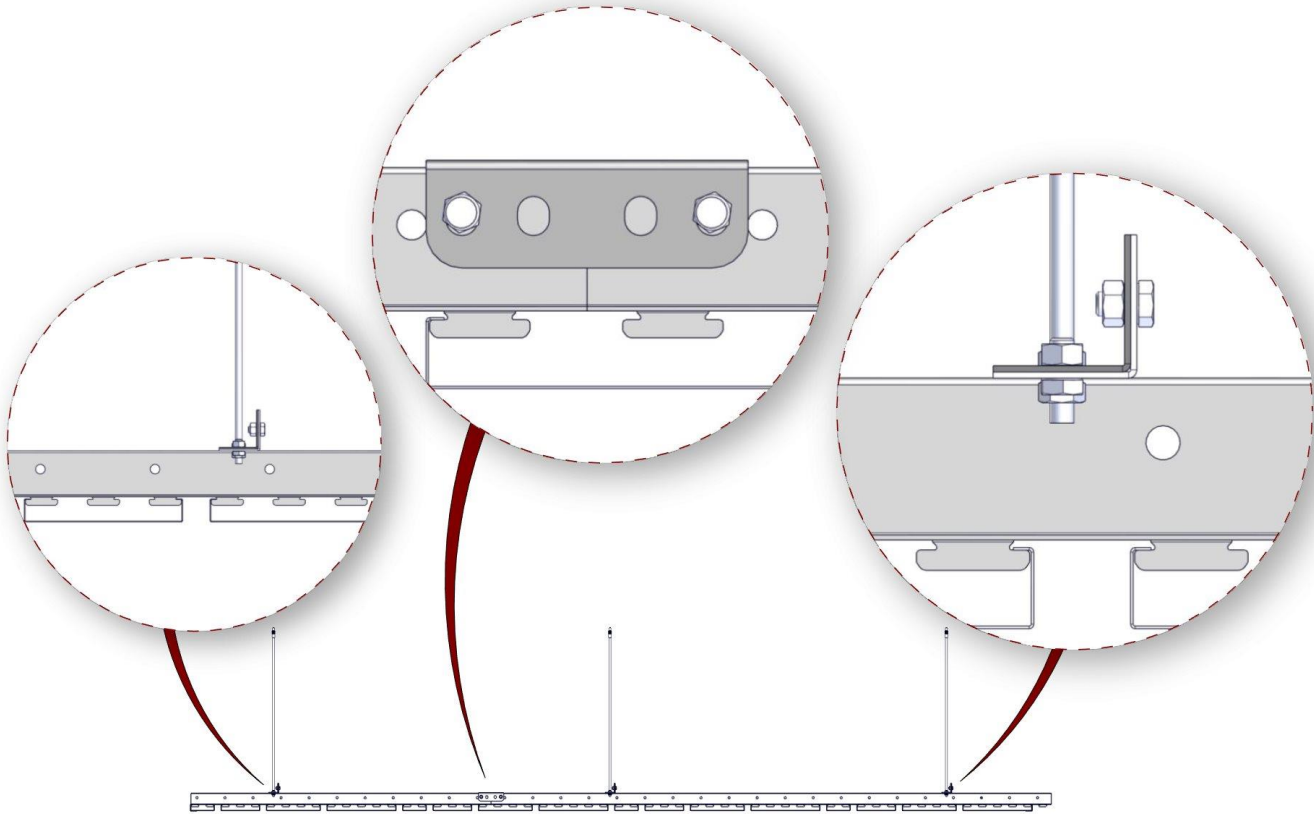
Type : M6 X 60 Bolt Steel

14. M6 20x6 Bolt

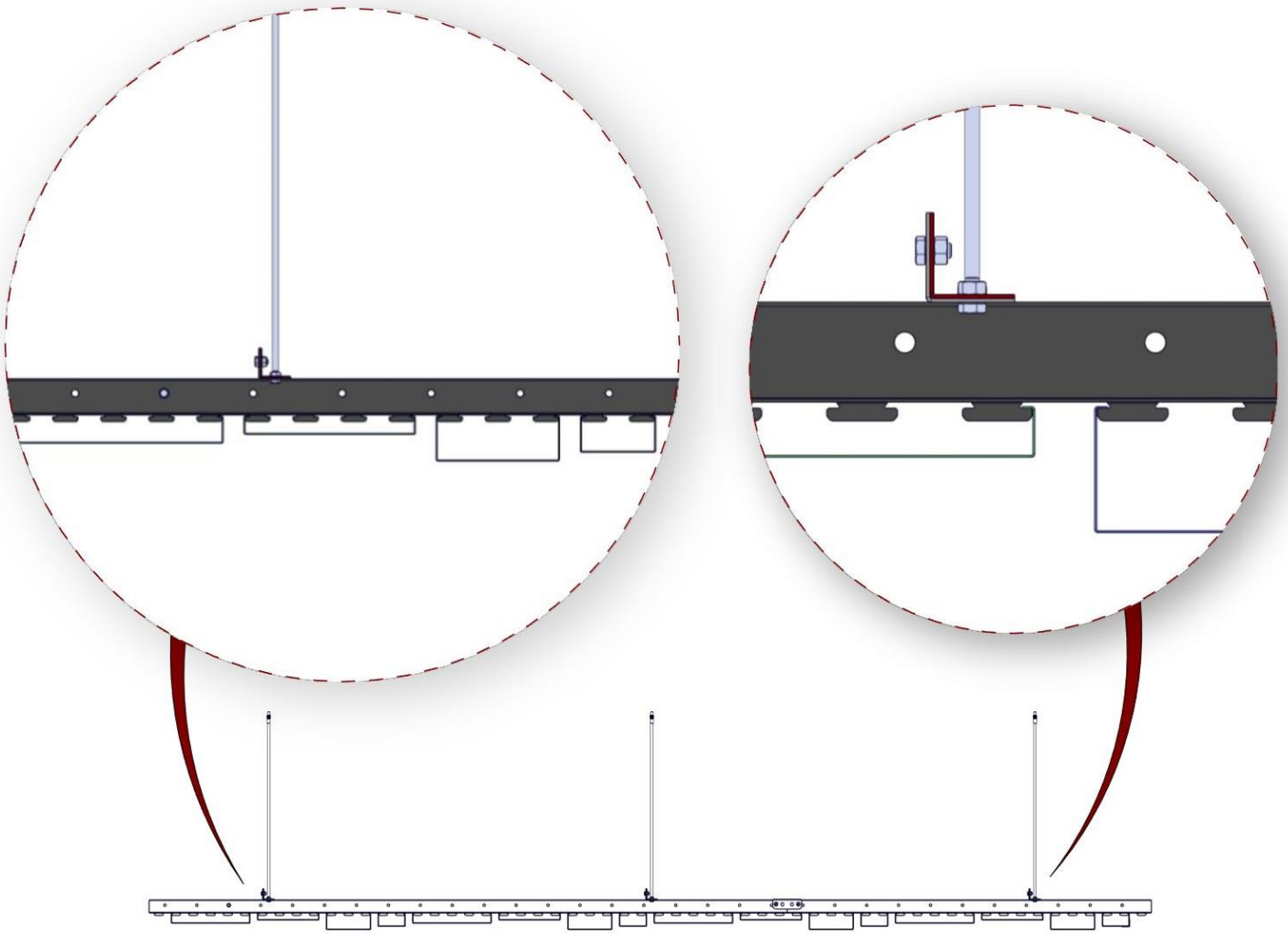


Type : M6x20 Bolt Steel

DETAIL SECTION

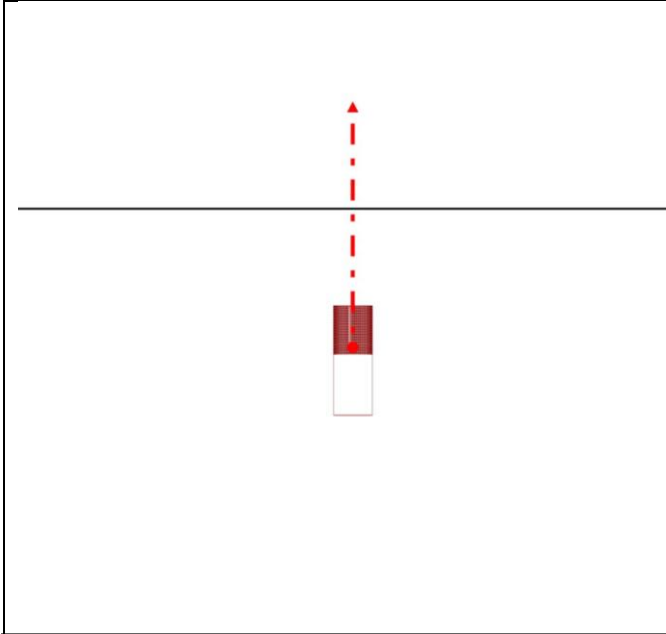


- Special 3D Multipanel System

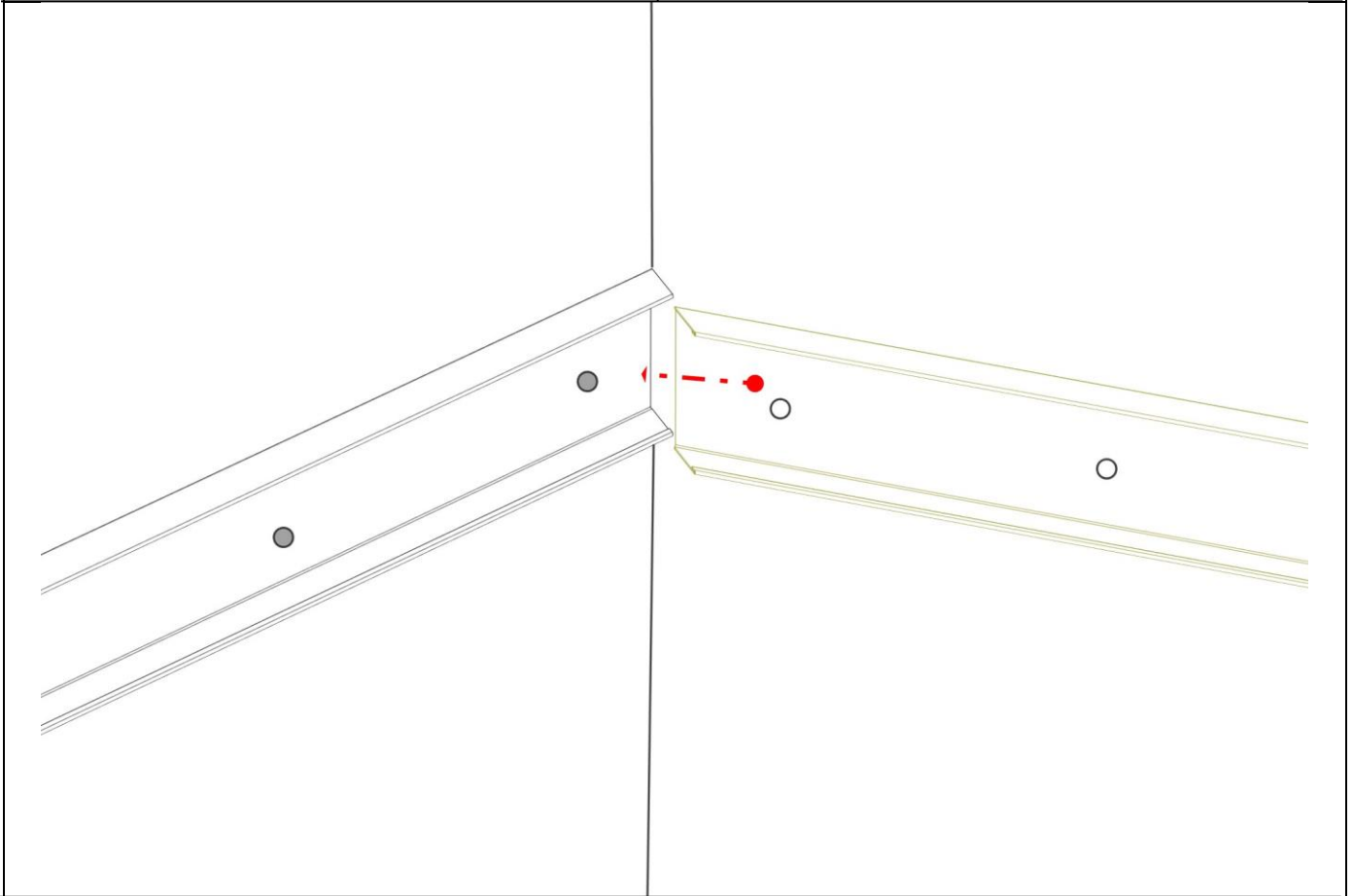
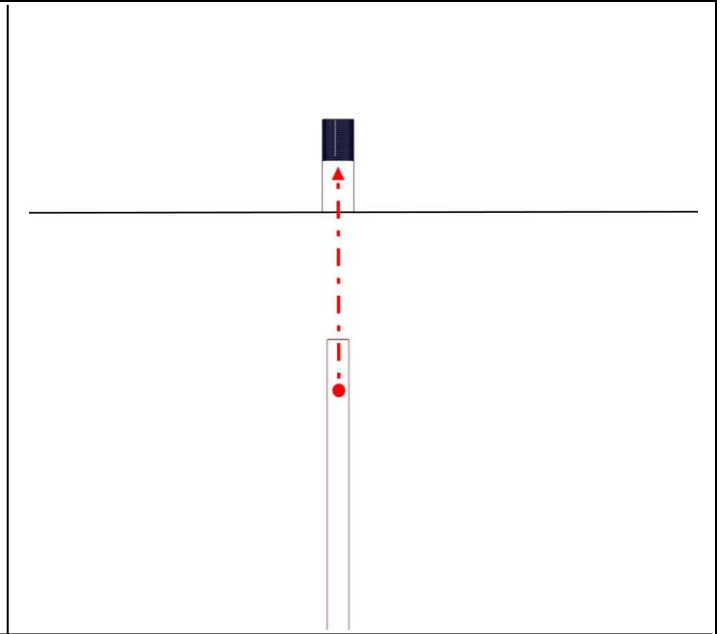


In 3D system , all the elements are the same as the * STANDARD * system . the only difference is about the variety of the panels depths.

STEP 1.

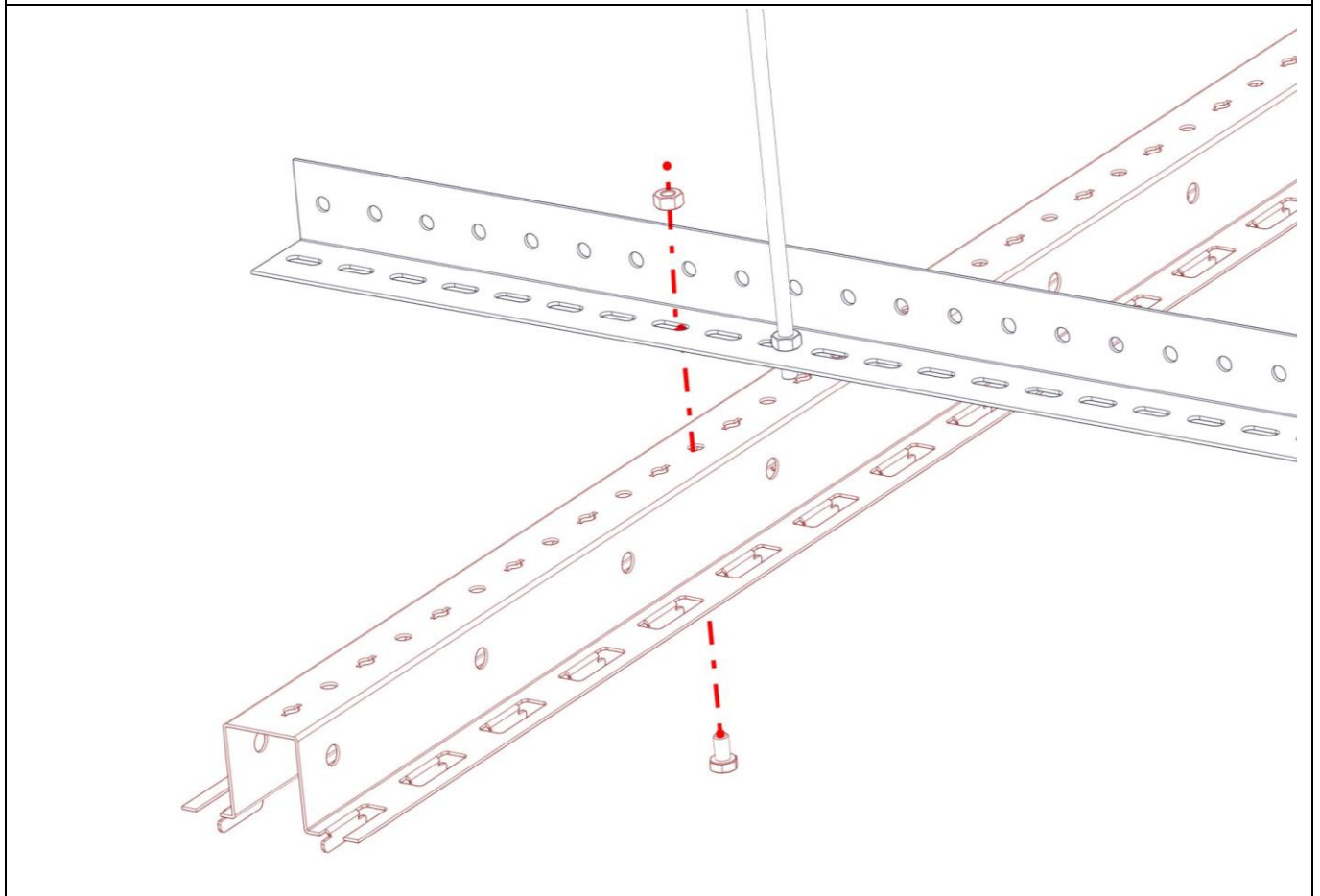
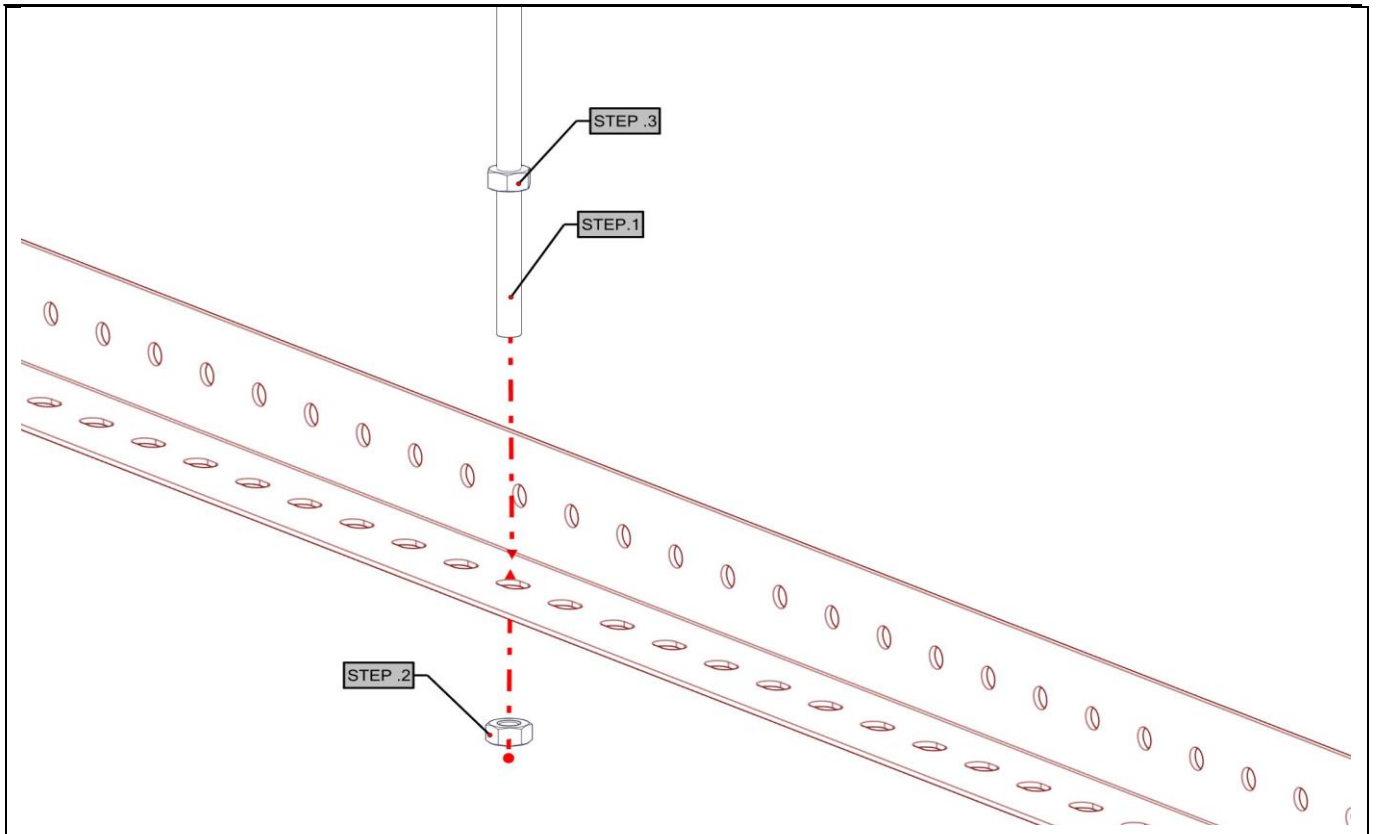


STEP 2.



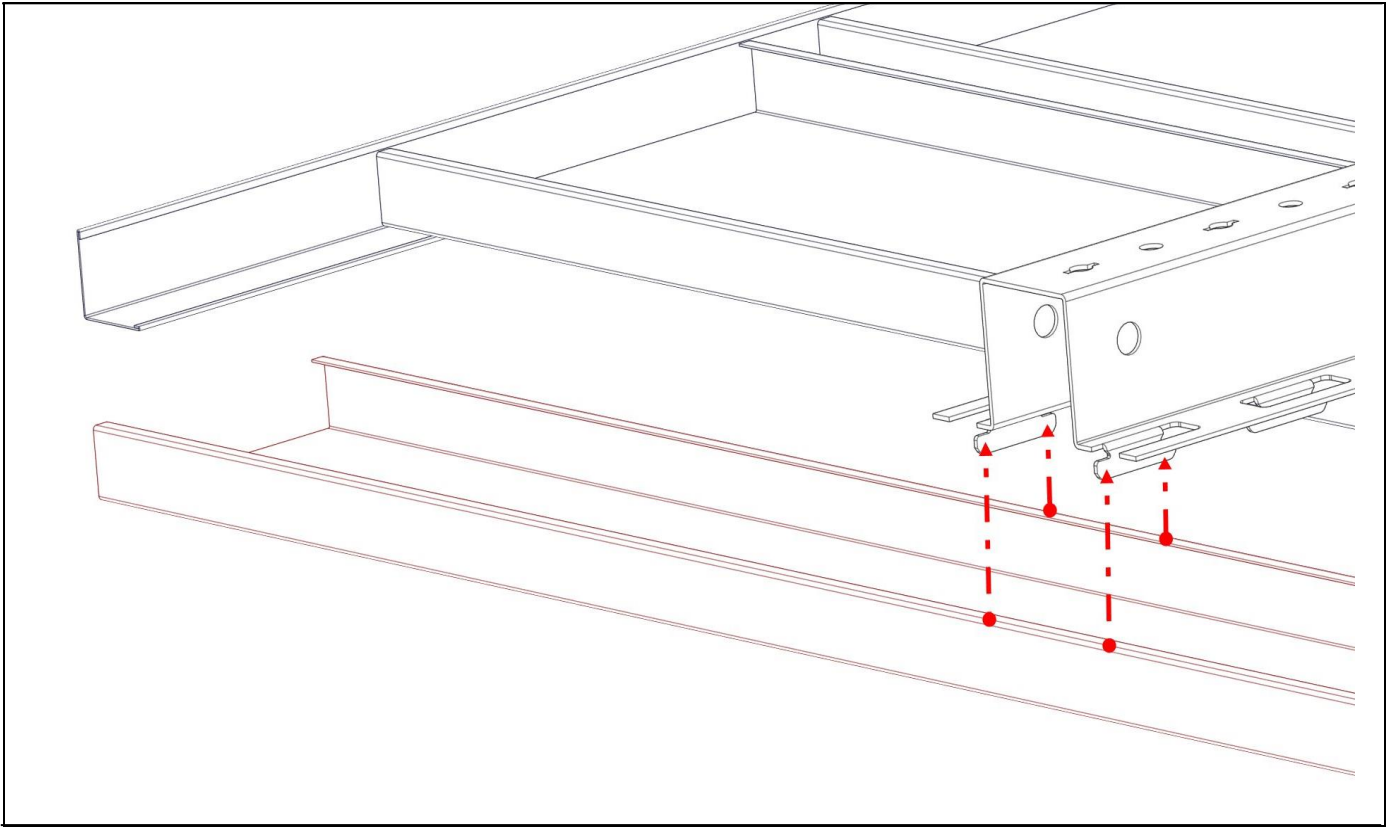
STEP 3.

STEP 4.



STEP 5.

STEP 6.



Declaration of Performance



No:A-INT.PD20171001-01

1.Uniquade identification code of the product-type:	"BUTEM" Metal Ceiling Systems
2.Type, batch or serial number or any other element allowing identification of the construction product as required pursuant to Article 11 (4):	Product Type, Order/Batch Nr.
3.Intended use or uses of the construction product, in accordance with the applicable harmonized technical specification, as foreseen by the manufacturer:	Internally, to produce an installed suspended ceiling
4.Name, registered trade name or registered trade mark and contact address of the manufacturer as required pursuant to Article 11 (5):	BÜTEM METAL FORM SANAYİ TİCARET A.Ş. Osman Gazi Mahallesi Ziya Gökalp Caddesi No:10 Esenyurt Istanbul Turkey T:+90 (212)886 33 00 F:+90 (212) 886 33 10 www.butemmetal.com.tr
5.Where applicable, name and contact address of the authorized representative whose mandate covers the tasks specified in Article 12 (2):	Not Applicable
6.System or systems of assessment and verification of constancy of performance of the construction product as set out in Annex V:	Systems 3
7.In case of the declaration of performance concerning a construction product covered by a harmonized standard:	(a)The manufacturer carrying out factory production control; (b) Turkish Standards Institution (TSE) /Notified Body No:1783 issued the Reaction to Fire classification report (Report No:TSE-19.01.2017-170050) according to TS EN 13501-1+A1:2013-04 as the notified testing laboratory (based on sampling carried out by the manufacturer).
8.In case of the declaration of performance concerning a construction product for which a European Technical Assessment has been issued:	Not Applicable

Declaration of Performance

No:A-INT.PD20171001-01



9.Declared Performance

- (a) Column 1 shall contain the list of essential characteristics as determined in the harmonized technical specifications for the intended use or uses indicated in point 3 above.
- (b) For each essential characteristic listed in column 1 and in compliance with the requirements of Article 6, Column 2 shall contain the declared performance, expressed by level or class, or in a description, related to the corresponding essential characteristics. The letters 'NPD' (No Performance Determined) shall be indicated where no performance is declared.
- (c) For each essential characteristic listed in column 1, column 3 shall contain:
- I-Dated reference of the corresponding harmonized standard and, where relevant, the reference number of the Specific or Appropriate Technical Documentation used; or
 - II-Dated reference of the corresponding European Assessment Document where available and reference number of the European Technical Assessment used.

Essential Characteristics	Performance	Harmonized Technical Specification
Reaction To fire	A2-s1, d0	TS EN 13964:2014-04 + TS EN13501-1+A1:2010
Release of Dangerous Substances	No Content	TS EN 13964:2014-04 + TS EN13501-1+A1:2010
Flexural Tensile Strength	NPD	TS EN 13964:2014-04 + TS EN13501-1+A1:2010
Thermal Conductivity	NPD	TS EN 13964:2014-04 + TS EN13501-1+A1:2010
Durability	Corrosion Class B	TS EN 13964:2014-04 + TS EN13501-1+A1:2010
Sound Absorption Single Value a_w	See Table Below	TS EN 13964:2014-04 + TS EN13501-1+A1:2010

Sound Absorption Single Value a_w	Perforation Types		
	Ø1,5 mm	Ø1,8 mm	Ø2,5 mm
JM 60	-	0,35	0,35
Royalin R6/60	0,60		
JM 60 Double	0,45		
JM60 with 25 mm 50 kg/m ³ rockwool	1,00		

- 10.The performance of the product identified in point 1 and 2 is in conformity with he declared performance in point 9.
 This declaration of performance is issued under the sole responsibility of the manufacturer identified in point 4.