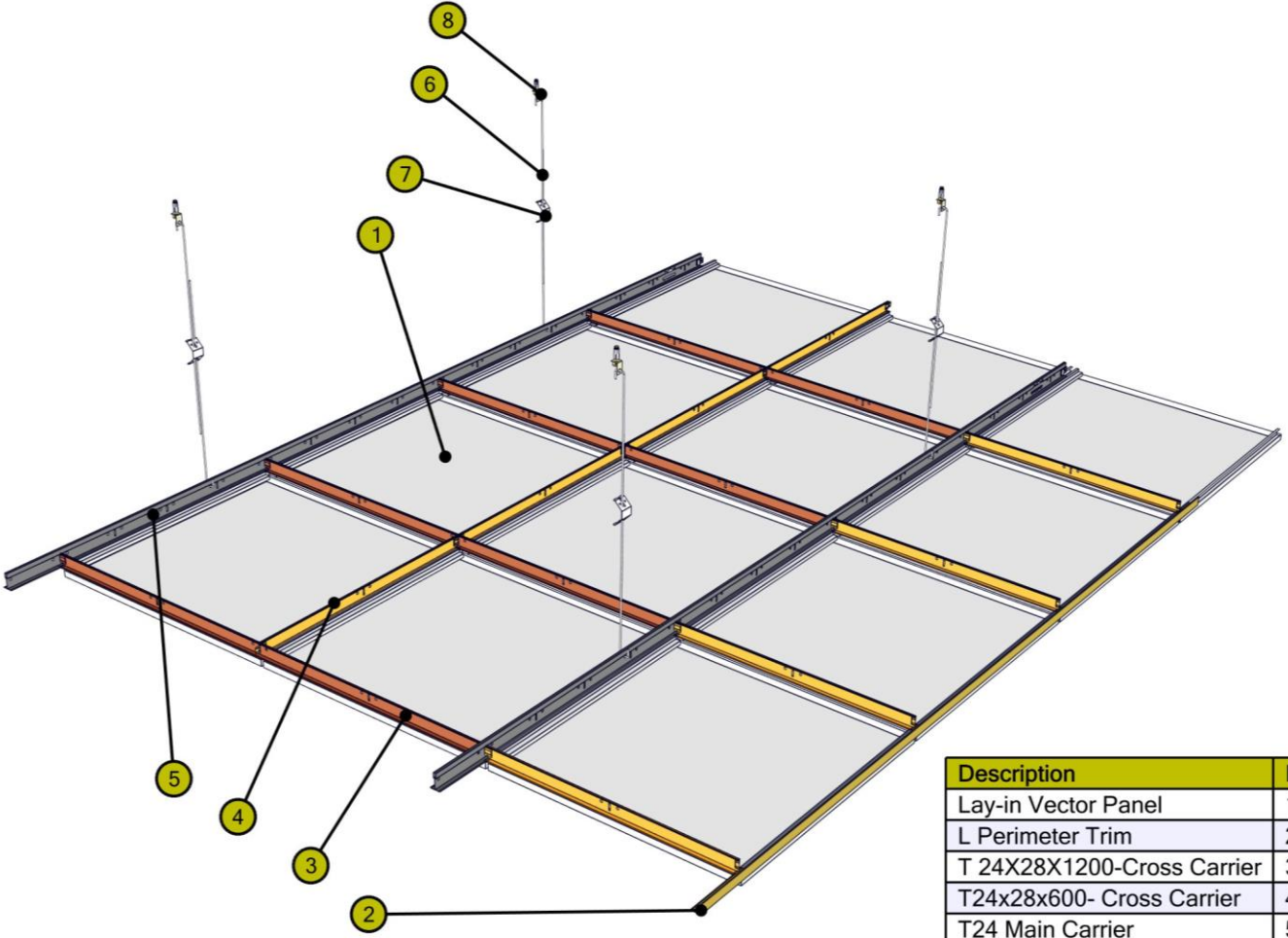




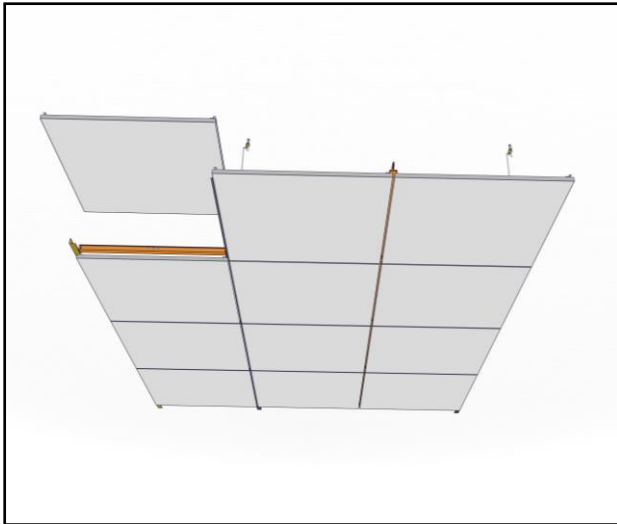
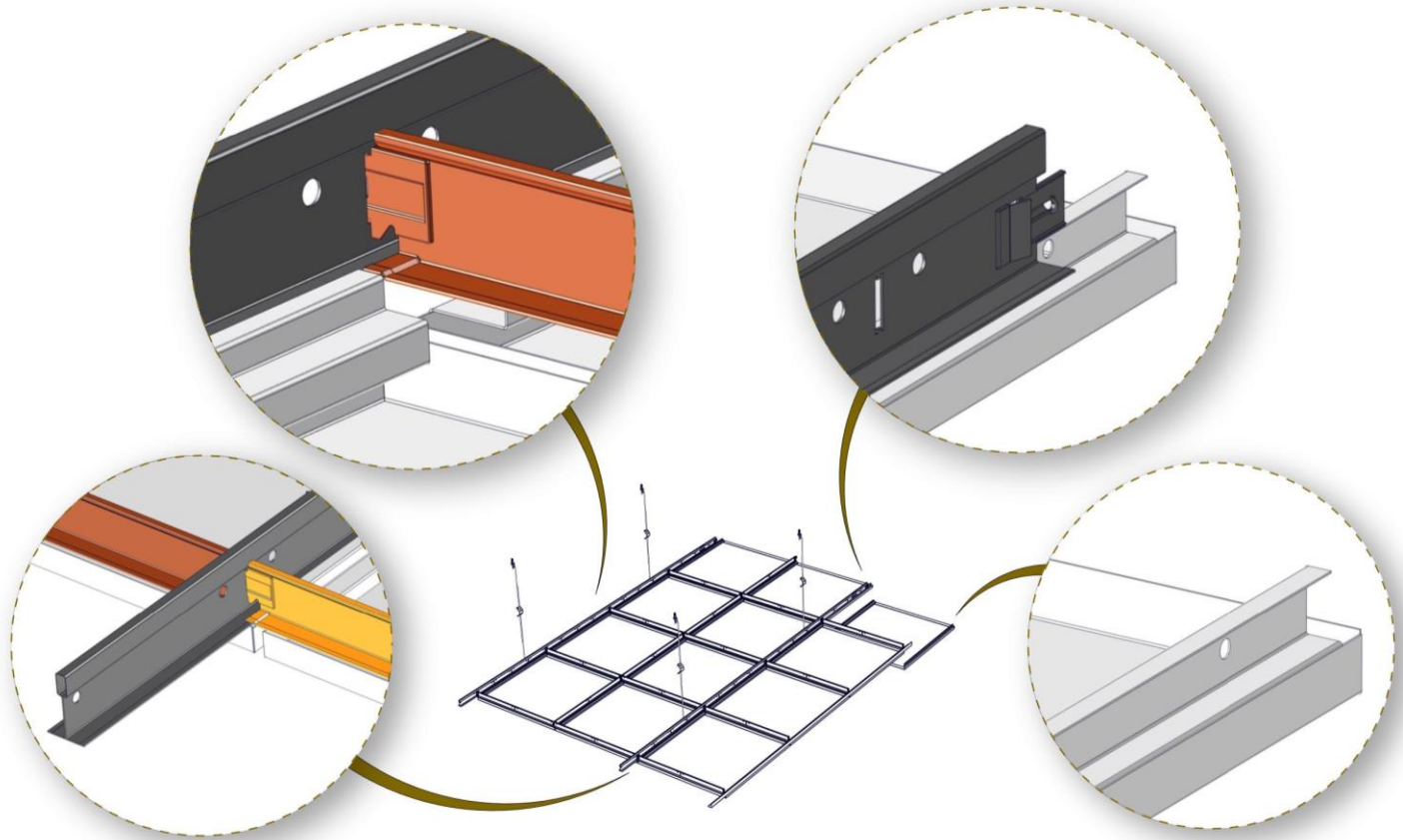
**T24 FUGALI
PANEL LAY-IN
SİSTEM**

T24 FUGALI PANEL LAY-IN SİSTEM



Description	ID
Lay-in Vector Panel	1
L Perimeter Trim	2
T 24X28X1200-Cross Carrier	3
T24x28x600- Cross Carrier	4
T24 Main Carrier	5
Hanger Wire	6
Double Spring Clip	7
Anchor	8

1. T-24 fugalı lay-in sistem ile standart 600x600 mm yerleşime sahip T24 taşıyıcı sistemi, 6 mm fugalı gizli taşıyıcılı sisteme çevirebilirsiniz.
2. Panellerin sahip olduğu özel kenar büküm sayesinde standartta 6 mm olarak sunulan fugada değişiklik yapma şansına da sahipsiniz.
3. Paneller alüminyum veya galvaniz çelik olarak ve istenen perforasyon tipi ile akustik olarak sunulabilir.
4. T24 sismik taşıyıcı uygulaması ile tüm sistemi sismik hale getirme imkanı da sunmaktadır.



PANEL MALZEME SEÇENEKLERİ

Galvaniz Çelik/Alüminyum/Paslanmaz Çelik

AKUSTİK

Akustik kumaş ile α_w : 1,00 e kadar yüksek ses yutma değerleri

NEM / HUMIDITY

Galvaniz panel : 90% RH
Alüminyum panel : 100 % RH

İŞIK YANSITMA

Perforesiz : 9010 Boyalı % 86
Perforeli : 9010 Boyalı % 72

HİJYEN

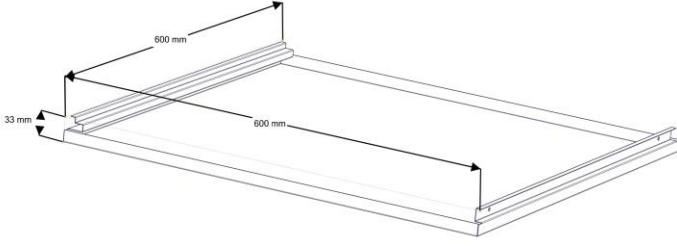
Anti-Mikrobiyal boya sayesinde, panel yüzeyindeki bakteri oluşumunu engellemede yüksek performans sağlar.

BOYA

Boya öncesinde, hassas yüzey temizliği ve fosfat kaplaması uygulanır. 6 robot kollu elektro static system sayesinde minimum 60 mikron boya panele uygulanır ve 180 mt uzunluğundaki fırında pişirilir. Tüm boyama işlemi otomatik olarak bilgisayar kontrolünde gerçekleşir.


SİSTEM PARÇALARI ÖZELLİKLERİ

1. Fugalı Panel




T : 0,50 mm Galvaniz Çelik / 0,60 mm Alüminyum
0,50 mm Stainless Steel

2. L Köşebent




T : 0,5 mm Boyalı Çelik
W : 24 mm H : 24 mm L : Up to 3000 mm

3. T24 Tali Taşıyıcı 1200 mm




T : 0,30 mm Galvaniz Çelik
W : 24 mm H : 28 mm L : 1200 mm

4. T24 Tali Taşıyıcı 600 mm



T : 0,30 mm Galvaniz Çelik
W : 24 mm H : 28 mm L : 600 mm

5. T24 Ana Taşıyıcı 3600 mm



T : 0,35 mm Galvaniz Çelik
W : 24 mm H : 38 mm L : 3600 mm

6. Askı Teli






T : Ø 4 mm Galvaniz Çelik
L : Max 2000 mm

7. Çiftli Askı Yayı



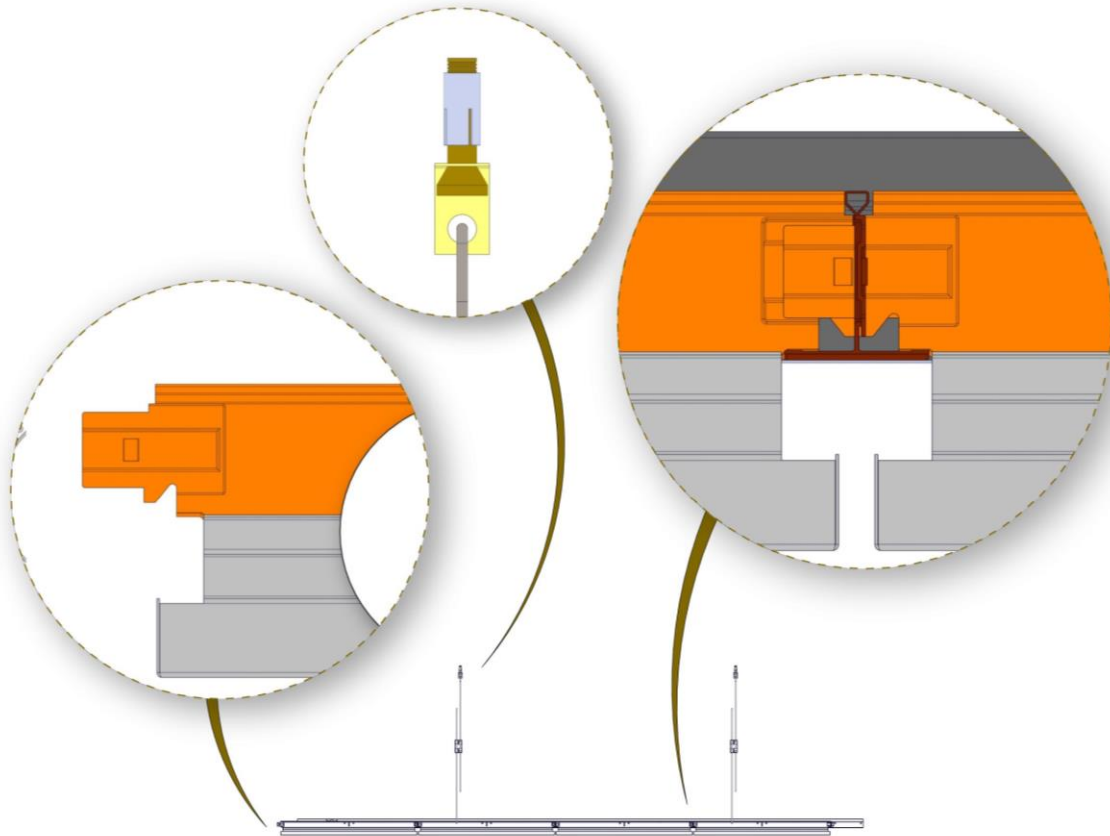
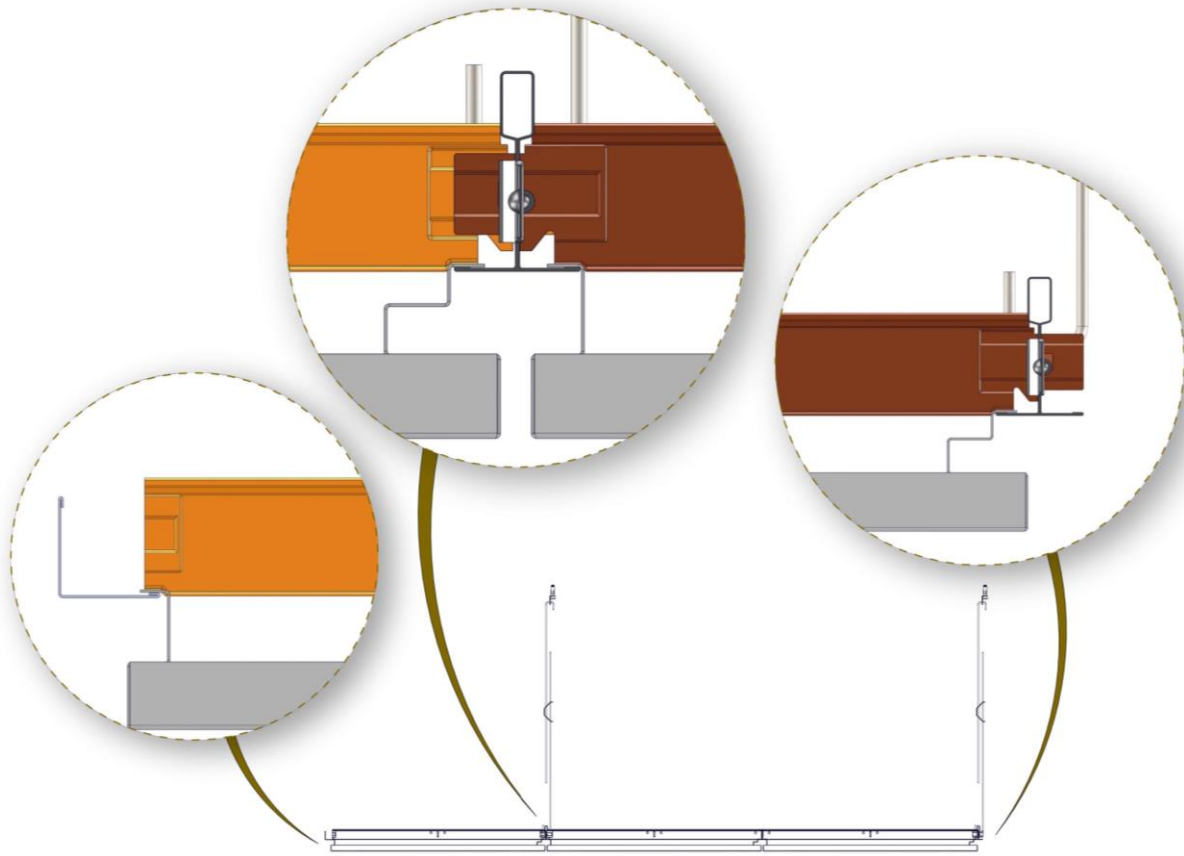
T : 0,50 mm Yay Çeliği

8. Anchor







T : 0,8 mm / 2 mm / Ø 8 mm Galvaniz Çelik

DETAYLI KESİT



ADIM 1.

ADIM 2.



ADIM 3.

ADIM 4.


ADIM 5.

Blank area for Step 5.

Blank area for Step 6.

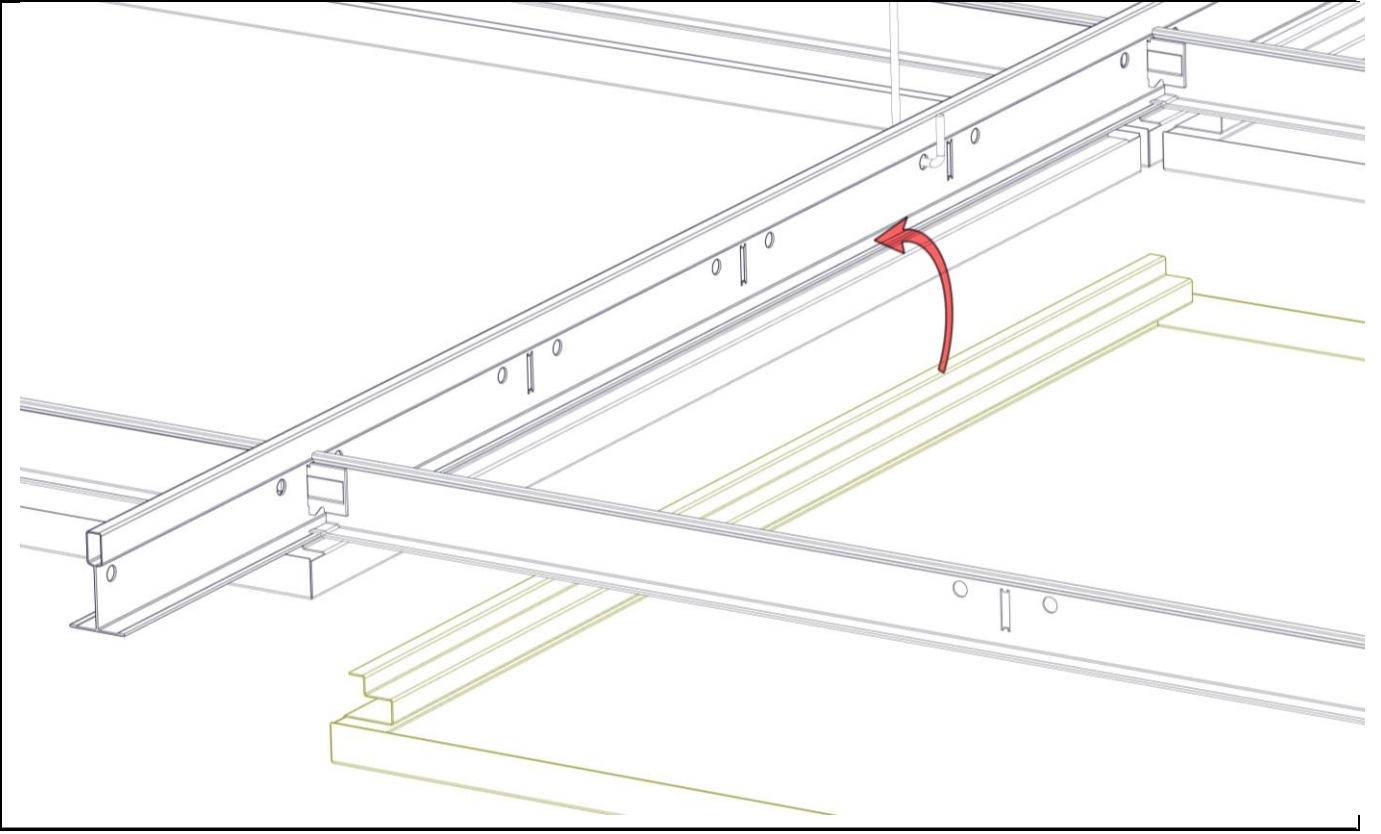
ADIM 6.

ADIM 7.



ADIM 8.

ADIM 9.



Declaration of Performance

No:A-INT.PD20171001-01



1.Uniquade identification code of the product-type:	"BUTEM" Metal Ceiling Systems
2.Type, batch or serial number or any other element allowing identification of the construction product as required pursuant to Article 11 (4):	Product Type, Order/Batch Nr.
3.Intended use or uses of the construction product, in accordance with the applicable harmonized technical specification, as foreseen by the manufacturer:	Internally, to produce an installed suspended ceiling
4.Name, registered trade name or registered trade mark and contact address of the manufacturer as required pursuant to Article 11 (5):	BÜTEM METAL FORM SANAYİ TİCARET A.Ş. Osman Gazi Mahallesi Ziya Gökalp Caddesi No:10 Esenyurt Istanbul Turkey T:+90 (212)886 33 00 F:+90 (212) 886 33 10 www.butemmetal.com.tr
5.Where applicable, name and contact address of the authorized representative whose mandate covers the tasks specified in Article 12 (2):	Not Applicable
6.System or systems of assessment and verification of constancy of performance of the construction product as set out in Annex V:	Systems 3
7.In case of the declaration of performance concerning a construction product covered by a harmonized standard:	(a)The manufacturer carrying out factory production control; (b) Turkish Standards Institution (TSE) /Notified Body No:1783 issued the Reaction to Fire classification report (Report No:TSE-19.01.2017-170050) according to TS EN 13501-1+A1:2013-04 as the notified testing laboratory (based on sampling carried out by the manufacturer).
8.In case of the declaration of performance concerning a construction product for which a European Technical Assessment has been issued:	Not Applicable

Declaration of Performance



No:A-INT.PD20171001-01

9.Declared Performance

- (a) Column 1 shall contain the list of essential characteristics as determined in the harmonized technical specifications for the intended use or uses indicated in point 3 above.
- (b) For each essential characteristic listed in column 1 and in compliance with the requirements of Article 6,Column 2 shall contain the declared performance, expressed by level or class, or in a description, related to the corresponding essential characteristics. The letters 'NPD' (No Performance Determined) shall be indicated where no performance is declared.
- (c) For each essential characteristic listed in column 1,column 3shall contain:
- I-Dated reference of the corresponding harmonized standard and, where relevant, the reference number of the Specific or Appropriate Technical Documentation used; or
 - II-Dated reference of the corresponding European Assessment Document where available and reference number of the European Technical Assessment used.

Essential Characteristics	Performance	Harmonized Technical Specification
Reaction To fire	A2-s1, d0	TS EN 13964:2014-04 + TS EN13501-1+A1:2010
Release of Dangerous Substances	No Content	TS EN 13964:2014-04 + TS EN13501-1+A1:2010
Flexural Tensile Strength	NPD	TS EN 13964:2014-04 + TS EN13501-1+A1:2010
Thermal Conductivity	NPD	TS EN 13964:2014-04 + TS EN13501-1+A1:2010
Durability	Corrosion Class B	TS EN 13964:2014-04 + TS EN13501-1+A1:2010
Sound Absorption Single Value a_w	See Table Below	TS EN 13964:2014-04 + TS EN13501-1+A1:2010

Sound Absorption Single Value a_w	Perforation Types		
	Ø1,5 mm	Ø1,8 mm	Ø2,5 mm
JM 60	-	0,35	0,35
Royalin R6/60	0,60		
JM 60 Double	0,45		
JM60 with 25 mm 50 kg/m ³ rockwool	1,00		

10.The performance of the product identified in point 1 and 2 is in conformity with he declared performance in point 9.

This declaration of performance is issued under the sole responsibility of the manufacturer identified in point 4.